



December

KIDchen FUN!
Activity Pack

KIDS
baking
CLUB





KIDS
baking
CLUB

KIDchen Fun! Printable Packet

Games, crafts, treat tags, & more!

Print Easy as 1-2-3

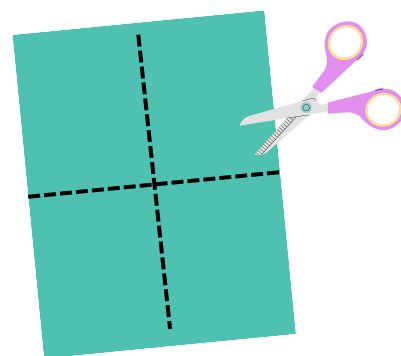


**Download printable
to your computer or laptop
(not from your cell phone)**



**Print at PRINT shop
or your printer**

**Make sure printer is set
to 100% & "Fit to Scale"**



**Use a scissors to
cut designs**

**Create your goodie and
attach card/tag to
display!**

Where's Cookie



How to play:

1. Cut out Cookie
2. Everyday hide cookie in a different location.
3. Whoever finds Cookie gets to hide it next.
4. Have sweet fun!



Homemade Hot Cocoa

Ingredients: Makes 4 Cups



1/4 Cup Unsweetened Cocoa Powder



4 Cups Milk or Almond Milk



1/2 Cup Granulated Sugar



1/3 Cup Water



1/8 teaspoon salt




1 teaspoon pure vanilla extract

Add all ingredients in saucepan. Stir well. Heat on stove until hot. Serve warm.



Top with:
Mini marshmallows
Whipped cream
Crushed candy canes
Caramel
Chocolate chips



MERRY
Christmas



Paint child's handprint and place in center.

Christmas Tree M&M's Game

You need one dice & M & M's

How to play:



Each person rolls one dice.




Whatever number on the dice is the color of M&M to put on the tree.



Keep taking turns to fill up the tree with M&M's.



When you are down to the last color dot showing, the first person to roll the number that matches the color **WINS!**



Christmas

Word Scramble

oanmwsn _____

badgignreer _____

tsseernp _____

cyadn nace _____

oiteltesm _____

erneeidr _____

msstairhc _____

mnaornet _____

pppeenmrit _____

grinaclo _____

heisg _____



Christmas



THIS OR THAT

Christmas Movies OR Christmas Songs

Christmas Eve OR Christmas Day

Give Gifts OR Receive Gifts

Colored Lights OR White Lights

Real Tree OR Fake Tree

Sugar Cookies OR Gingerbread Cookies


Cupcakes OR Brownies

Christmas Vacation OR Stay Home

Peppermint OR Cinnamon

Candy Canes OR Fudge

Hot Cocoa OR Chocolate Shake



Candy Cane Crescent Rolls



Ingredients

- Refrigerated Crescent Rolls
- M & M's Candy
- Baking Sheet with Parchment Paper



Directions:

1. Preheat Oven to 375 F
2. Open Crescent Rolls and roll out on board
3. Cut into 1 inch strips.
4. Roll strips to make mini rolls
5. Insert M & M's in the middle of each roll.
6. Place on cookie sheet to form a candy cane.
7. Bake for 15 minutes.



Whipped Cream Shapes



How to Make:

You need whipped cream – usually sold frozen.

- 1. Layer a cookie sheet with waxed paper or parchment paper.**
- 2. Take whipped cream and spread to 1/2 inch on pan.**
- 3. Freeze pan until frozen.**
- 4. Using a cookie cutter (make sure it is size to fit into mug) cut shapes.**
- 5. Keep whipped cream shapes frozen until you put into cocoa.**

Note: you can dip the cookie cutters into warm water to make cutting the shapes easier.





Peppermint Roll-Out Sugar Cookies

What to do with candy canes? Of course, make peppermint cookies. Get your rolling pin ready to crush your candy canes into tiny, tiny pieces.



Ingredients


- 1 Cup (2 Sticks) Butter
- 1½ Cups Granulated Sugar
- 1 Large Egg & 1 Yolk
- 1 Teaspoon Sea Salt
- 1 Teaspoon Peppermint Extract
- 2 Teaspoon Ground Nutmeg
- 4-4½ Cups All-Purpose Flour
- ½ Cup Crushed Candy Canes

Step-by-Step

- 1 With mixer, beat butter for a few minutes.
- 2 Add sugar. Mix well.
- 3 Add egg. Mix.
- 4 Add salt and peppermint extract. Mix until blended.
- 5 Slowly add flour, ½ cup at a time. Sprinkle in crushed peppermint as you mix dough.
- 6 Mix until you get a stiff dough. Add more flour if needed.
- 7 Wrap dough in plastic wrap. Refrigerate for 3 hours or overnight.
- 8 Roll-out to ¼ - ½ inch and make shapes with cookie cutters or templates.
- 9 Bake at 350 F for 12 minutes or until slightly browned around edges.



Christmas Fun Family Activities



Make a holiday
card for
grandma.



Bake cookies to
give as a gift.



Make homemade
hot cocoa.



Write letters to
Santa Claus



Donate toys to
kids charity.



Decorate the
Christmas tree.



Watch a holiday
movie night.



Take family
photos.




Sing Christmas
Carols.



Have a family
game night.



Go Christmas
shopping.



Drive to see
Christmas lights.



Wrap presents
together.



Have a cookie
decorating party.



Make homemade
gift for teachers.



Hang up
stockings.

Place a sticker when you did it!

To: 

Baked
with



Sweet
holiday
wishes

To:

From:

 a special
treat
for someone
sweet

To:

From: 



Baking
spirits
Bright

To:  From:



Baked
with

To: 

From:

To:




Sweet
holiday
wishes



From:

To:

sweet
for someone
treat
a special 



From:

To:

Baking
spirits
Bright 

To: 

Baked
with



Sweet
holiday
wishes

To:

From:

 a special
treat
for someone
sweet

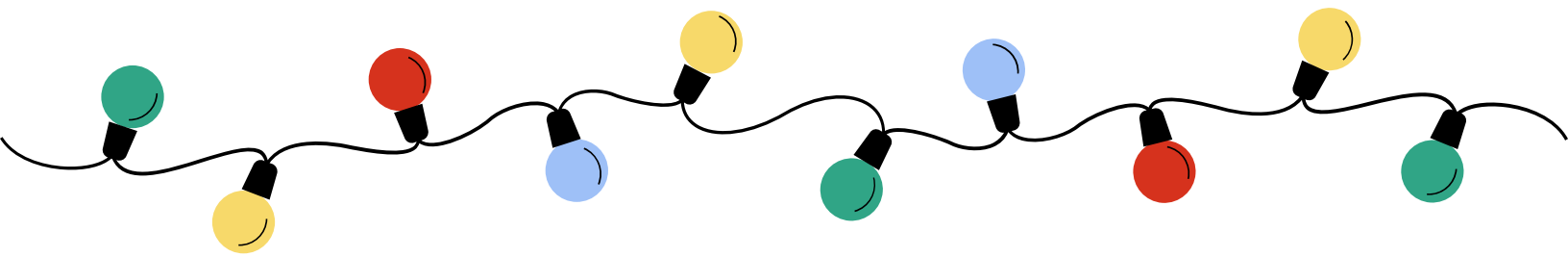
To:

From: 



Baking
spirits
Bright

To:  From:



Holiday Jokes to Tell

What do you get when you cross a snowman with a vampire?
Frostbite!

What do you get if you eat Christmas decorations?
Tinsilitis

Where does Santa go swimming?
The North Pool

What kind of motorcycle does Santa drive?
A Holly Davidson

What is a parents favorite Christmas song?
Silent Night

What do snowmen eat for breakfast?
Frosted Flakes

What do you call an Elf that sings?
A Wrapper

Hershey Kisses Treat Bag Toppers (print, cut, fold over treat bag, staple or tape.)

Little ELF eyes watching you, letting
Santa know all your wishes.
So here's a bag of sweet ELF Kisses!



Little ELF eyes watching you, letting
Santa know all your wishes.
So here's a bag of sweet ELF Kisses!



Little ELF eyes watching you, letting
Santa know all your wishes.
So here's a bag of sweet ELF Kisses!



Little ELF eyes watching you, letting
Santa know all your wishes.
So here's a bag of sweet ELF Kisses!



Little ELF eyes watching you, letting
Santa know all your wishes.
So here's a bag of sweet ELF Kisses!



Little ELF eyes watching you, letting
Santa know all your wishes.
So here's a bag of sweet ELF Kisses!

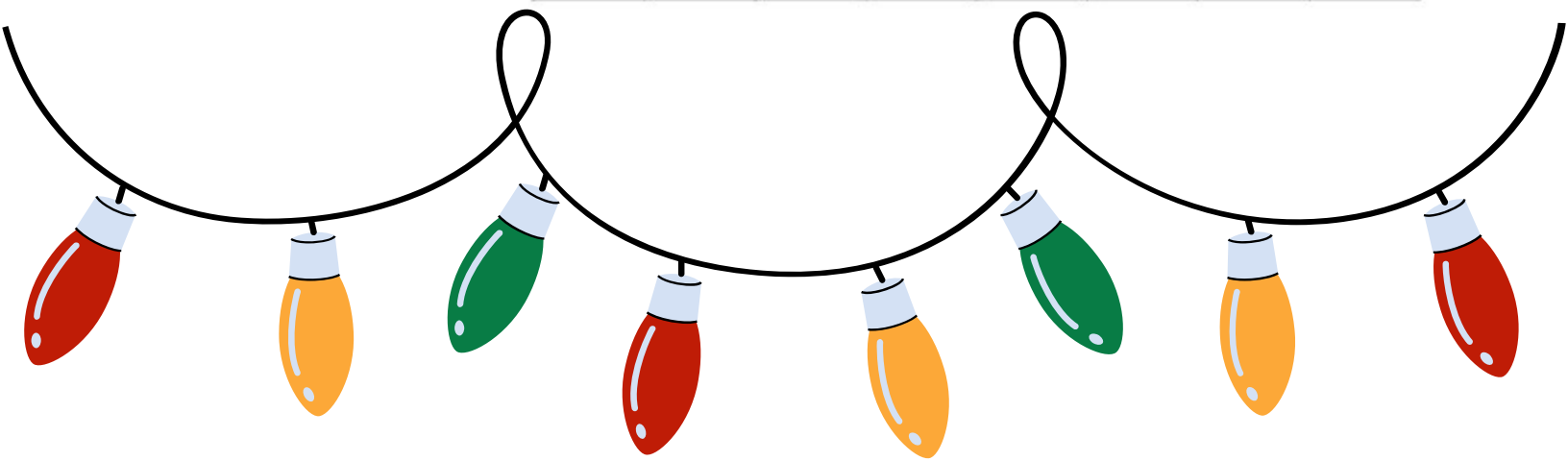


Word Search Fun

Can you find the holiday words - Circle if you can!










FUN
TOYS
FROSTY
SANTA
COOKIE
HOT COCOA
CINNAMON
REINDEER
SNOW
PRESENTS
NORTH POLE
BAKE
JOLLY
COLD
SILLY
FAMILY
ELFS
NOEL

S	Y	A	E	D	G	E	F
T	L	C	J	O	L	L	Y
N	I	B	F	U	N	O	D
E	M	Z	R	Y	C	P	C
S	A	T	O	Y	S	H	B
E	F	D	S	A	N	T	A
R	B	P	T	E	A	R	X
P	H	W	Y	F	B	O	R
C	O	O	K	I	E	N	E
I	T	V	S	F	L	E	E
N	C	Q	N	G	L	S	D
N	O	W	O	N	S	L	N
A	C	H	E	I	K	E	I
M	O	L	L	J	N	I	E
O	A	R	M	U	T	G	R
N	S	O	R	E	E	H	C




Holiday Fun Counting



	_____		_____		_____		_____		_____
	_____		_____		_____		_____	_____	_____

My Christmas Tree

Name:




Matching Game. Cut out. Flip over. See who can match the most.




Pin the nose on Rudolph.



Merry
Christmas



Tic-Tac-Dough



Cut out. Use for Tic-Tac-Dough Game





The secret
ingredient
is always
love

