

Sweet Memories KIDchen Fun!



KIDS
baking
CLUB

Welcome to KIDchen Fun!

I have created a sweet bundle of fun games, crafts, recipes, coloring pages, banners, and tags for family fun.

Along with your Baking Kits, KIDchen Fun packets give kids (and parents) activities to do at the kitchen table or in the kitchen.

Have a sweet February with with family and friends.

It's the month of love and friendship!

We hope you and your kids love the Sweet Memories KIDchen Fun!



Jill Lodato

Founder of Kids Baking Club

KIDchen Fun!

Printable Packet

Games, crafts, recipes & more!


Print Easy as 1-2-3



Download printable
to your computer or laptop
(not from your cell phone)



Print at PRINT shop
or your printer



Use a scissors to
cut designs

Make sure printer is set
to 100% & "Fit to Scale"

Create your goodie and
attach card/tag to
display!

Sweet Memories Includes:

- Sweetheart Food Pairs
- Tic Tac Toe Game
- Valentines Word Search
- Sweet Treats Tags
- Sweet Bear Bottle Wrapper
- "I am Grateful" Jar
- "I Love YOU to Pieces" craft
- "Color My Heart Dice" Game
- Draw a Valentine Bear
- Hot Cocoa Valentines Tag
- Cookie Bag Toppers
- Cookie Bag Topper example
- Valentines Krispy Treats
- 3 Coloring Pages
- LOVE Banner (3 pages)

Sweetheart Food Pairs

What are the partners to make a perfect pair?

Macaroni *and* _____

Peanut Butter *and* _____

Chips *and* _____

Spaghetti *and* _____

Green Eggs *and* _____

Fish *and* _____

Mashed Potatoes *and* _____

Ketchup *and* _____

Salt *and* _____

Eggs *and* _____

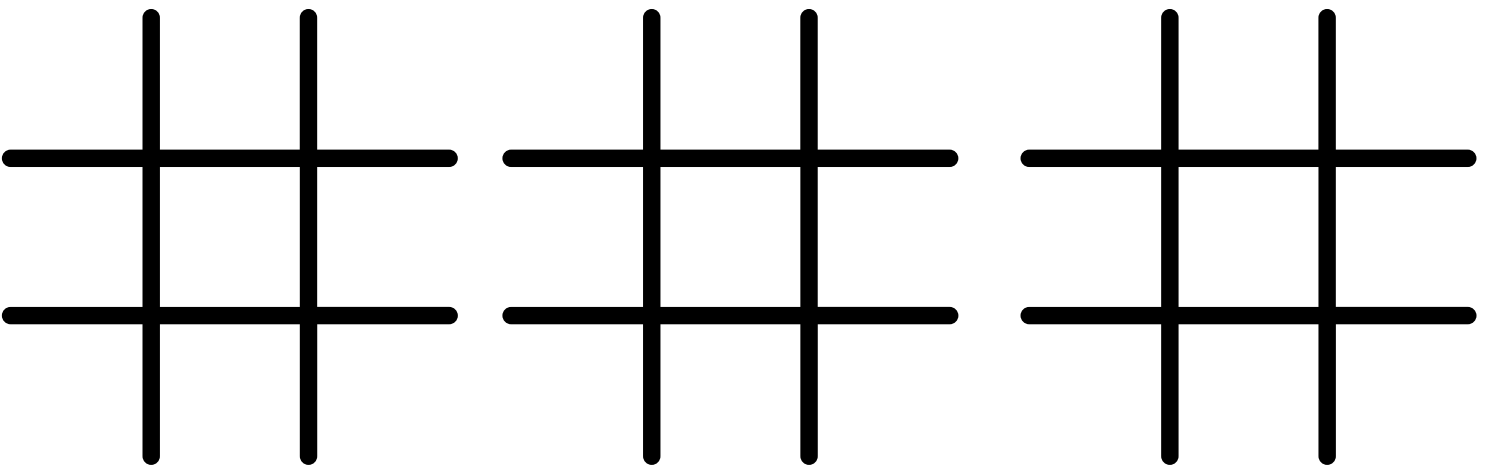
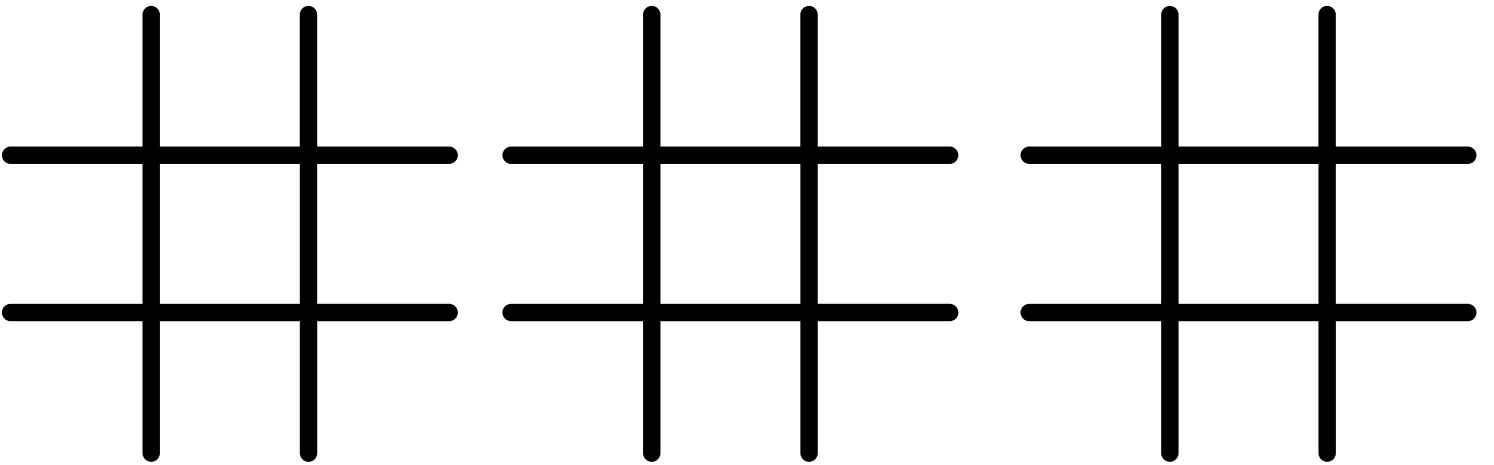
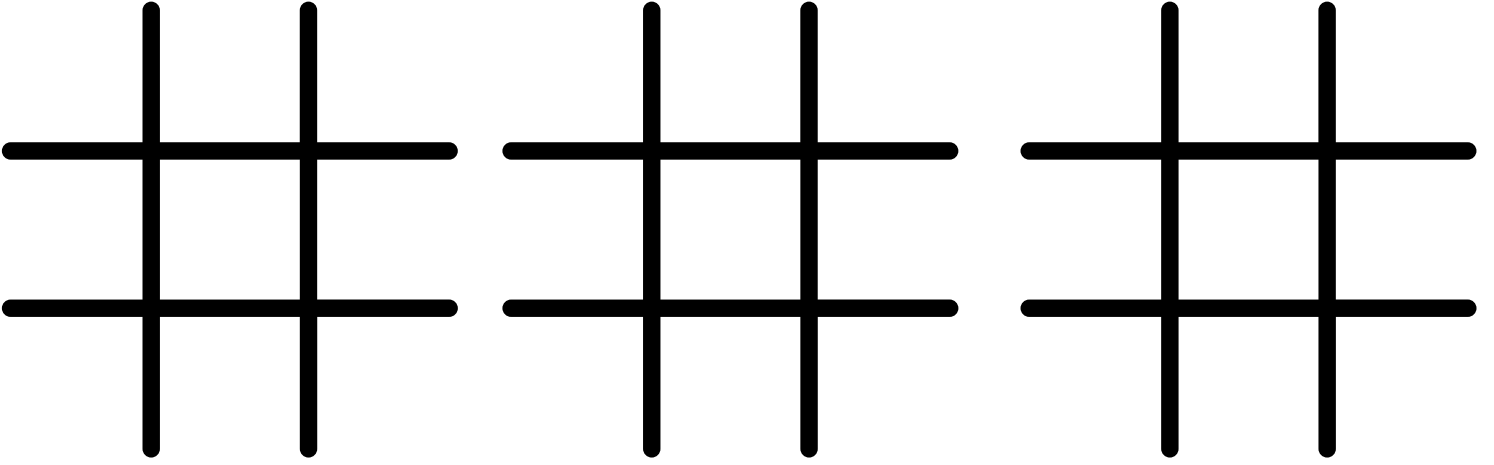
Hamburger *and* _____

Fold here _____

Cheese, Jelly, Salsa, Meatballs, Ham, Chips, Gravy,
Mustard, Pepper, Bacon, French Fries



XO Tic-Tac-Toe



VALENTINES WORD SEARCH

| | | | | | | | | | | |
|---|---|---|---|---|---|---|---|---|---|---|
| S | Y | S | E | T | B | N | O | C | O | C |
| W | D | E | R | F | N | C | S | S | I | K |
| E | Y | K | Y | T | Q | U | O | T | S | R |
| E | E | A | N | I | M | P | I | H | T | A |
| T | A | C | N | D | N | I | S | L | E | S |
| H | H | P | R | K | S | D | E | S | V | E |
| E | H | U | O | R | B | M | S | F | O | N |
| A | H | C | Y | P | E | V | O | R | L | I |
| R | O | A | K | I | N | D | R | I | E | T |
| T | T | N | H | Y | L | A | Y | E | D | N |
| U | C | D | U | A | L | J | T | N | L | E |
| L | E | Y | O | N | P | V | U | D | E | L |
| S | A | P | I | N | K | P | H | S | M | A |
| A | O | H | E | I | T | T | Y | P | A | V |
| T | R | E | F | L | O | W | E | R | S | L |
| C | O | O | K | I | E | S | P | T | A | Y |
| P | E | T | A | L | O | C | O | H | C | Q |

FEBRUARY

SWEETHEART

VALENTINES

CHOCOLATE

CUPID

PINK

RED

FRIENDS

HAPPY

FLOWERS

ROSES

CANDY

COOKIES

CUPCAKES

LOVE

KIND

HEART

PETAL

CAKE

KISS



a little
TREAT
for someone
SWEET

Happy ♥ Day!



a little
TREAT
for someone
SWEET

Happy ♥ Day!



a little
TREAT
for someone
SWEET

Happy ♥ Day!



a little
TREAT
for someone
SWEET

Happy ♥ Day!



a little
TREAT
for someone
SWEET

Happy ♥ Day!












a little
TREAT
for someone
SWEET

Happy ♥ Day!

Sweetheart Bear Bottle Wrapper

Print - Color - Cut and tape
around water bottle


















"I am Grateful" Jar

You Need: Jar, pen, hearts

Cut out hearts squares. During February, write the names of people and things you are grateful for.

During the year, take out the hearts to remind your family how grateFULL you are.



I  YOU

to pieces




Cut out pieces of paper or tissue paper and glue inside heart.




Color my Heart Dice Game

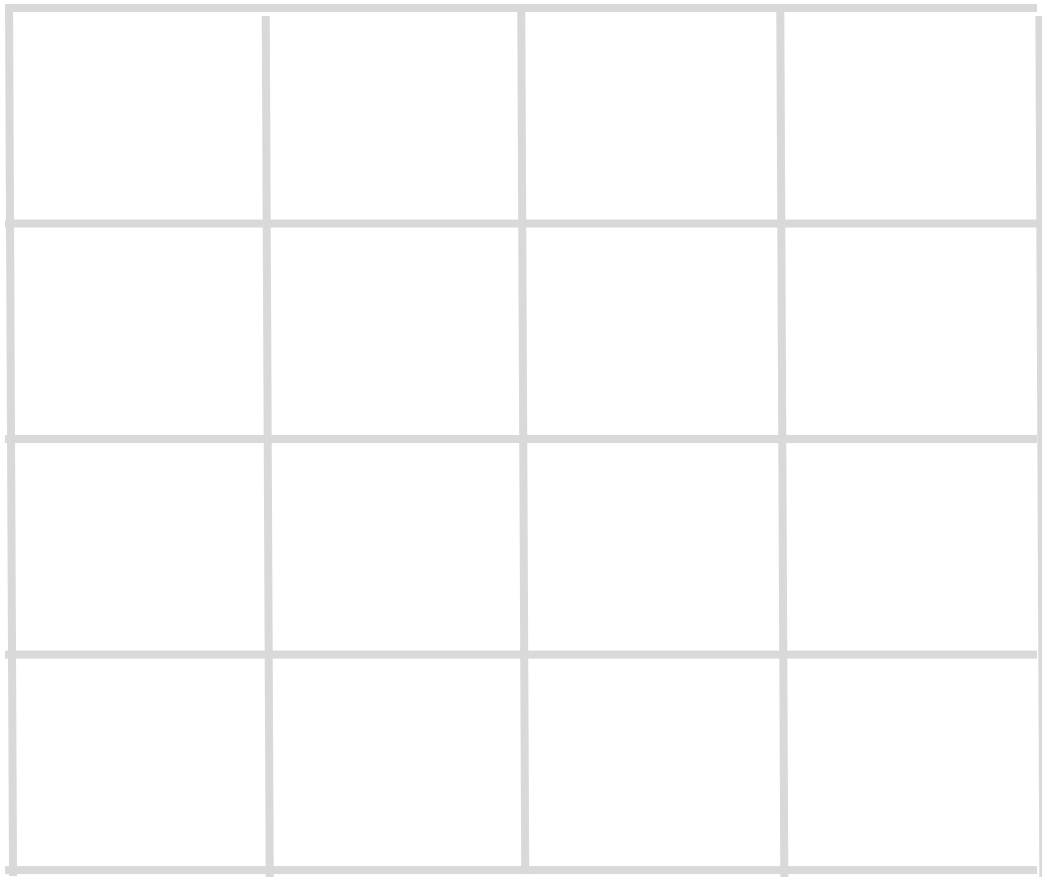


Print a copy for every player. You need crayons or color markers. How to play:
Roll the dice. Color the number of hearts on the dice. Each person
takes a turn. The first person to fill their heart with colored hearts - wins!





Draw a teddy bear by drawing what you see in each box.



Print & cut. Staple or tape to a Hot Cocoa packet.

You warm
my heart!



To:

From:

You warm
my heart!



To:

From:

You warm
my heart!



To:

From:

You warm
my heart!



To:

From:



Use Cookie Tag Toppers to send sweet treats!

Included in Baking Kit.
Cut out. Fold over bag & staple














Valentines Krispy Treats

- 6 cups Rice Krispy cereal
- 3 tbsp. butter
- 4 cups mini marshmallows
- 1 cup pink candy melts
- 1/2 cup white candy melts





You Need:
Large saucepan
Cookie sheet
Wooden spoon
Heart Cookie Cutter




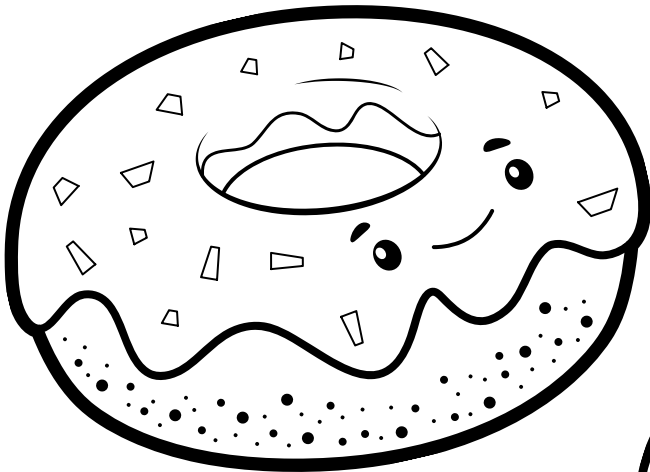
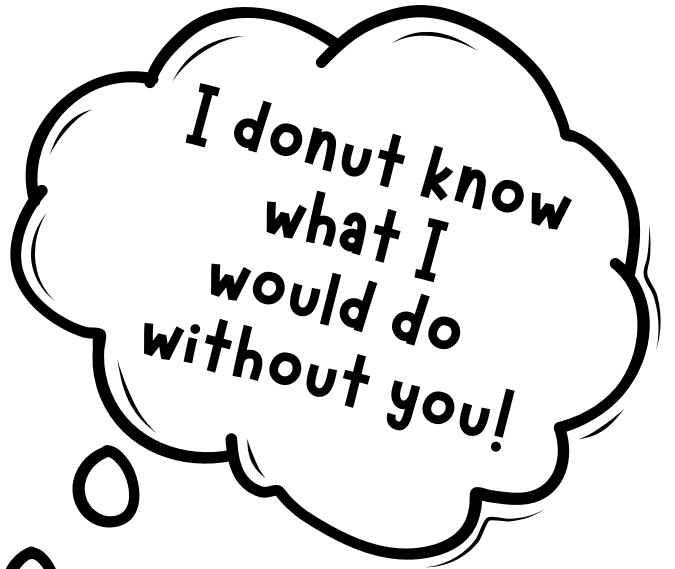

1. In a large saucepan, melt butter on medium heat. Add in marshmallows. Stir until melted. Take off heat. Add cereal and stir till coated.
2. Pour onto a butter greased cookie sheet. Let cool.
3. Using a heart shaped cookie cutter, cut the Rice Krispies out.
4. Melt the pink candy melts in the microwave for 30 second intervals. Stir until melted. In a bowl, dip half of the heart into the bowl. Let it harden.
5. Melt the white candy melts in a bowl and add to a mini ziplock bag. Cut a tiny hole on one corner and use it to swizzle the chocolate melt over the heart. Let it harden then enjoy!

LOVE IS IN
The Air



Bee
mime





To: _____

From: _____

Cut banner pieces. Fold at dotted line and tape over yarn..

